

Sensor-switched LED floodlight

# Spot ONE SC

with motion detector & Bluetooth  
EAN 4007841 058630  
Article number 058630



LED

20.000 h

3000 K

3000K warm-white



38°



Infrared sensor 90°



max. 10 m



IP44



2 - 2000 lux (via App)



Light source replaceable by end user



Control gear not exchangeable



manual override

## Function description

Intelligent and convenient. Modern swivelling LED wall spot ONE SC with 90° infrared motion detector (10 m reach). Interconnectable via Bluetooth in next to no time and adjustable via the free app: light-level threshold (2-2000 lux), time setting (5 s – 60 min), ON and OFF times, convenient light grouping. 512 lm from 7,9 W. Includes replaceable GU-10 LED lamp.

## Technical specifications

|                            |   |
|----------------------------|---|
| Dimensions (L x W x H)     | 175 x 97 x 98 mm  |
| With lamp                  | Yes, LED lamp   |
| With motion detector       | Yes   |
| Manufacturer's Warranty    | 3 years   |
| Settings via               | Bluetooth   |
| Version                    | with motion detector & Bluetooth  |
| PU1, EAN                   | 4007841058630   |
| Application, place         | Outdoors  |
| Application, room          | outdoors, all round the building, terrace / balcony, courtyard & driveway |
| Colour                     | Anthracite  |
| Includes corner wall mount | No  |
| Installation site          | wall  |
| Installation               | Wall, Surface wiring  |
| Impact resistance          | IK03  |
| IP-rating                  | IP44  |
| Protection class           | I   |

|                               |  |
|-------------------------------|--|
| Reach, radial                 | r = 2 m (3 m <sup>2</sup> )                      |
| Reach, tangential             | r = 10 m (79 m <sup>2</sup> )                    |
| Photo-cell controller         | Yes  |
| Luminous flux total product   | 512 lm   |
| Measured luminous flux (360°) | 512 lm   |
| Total product efficiency      | 64,8 lm/W  |
| Colour temperature            | 3000 K   |
| Colour variation LED          | SDCM5  |
| Lamp                          | LED can be replaced                              |
| Service life LED L70B50 (25°) | > 20000 h  |
| Soft light start              | No   |
| Continuous light              | selectable, 4h                                   |
| Functions                     | Manual ON / ON-OFF, Master/slave override, Timer |
| Twilight setting              | 2 – 2000 lx                                      |
| Time setting                  | 5 s – 60 Min.                                    |
| Basic light level function    | No   |

<https://www.steinel.de>

Subject to technical modifications

05.2025 Page 1 from 3

Sensor-switched LED floodlight

# Spot ONE SC

with motion detector & Bluetooth  
EAN 4007841 058630  
Article number 058630



## Technical specifications

|   |                          |
|---|--------------------------|
| Ambient temperature                           | from -20 up to 40 °C     |
| Housing material                              | Aluminium                |
| Cover material                                | Plastic, transparent     |
| Mains power supply                            | 220 – 240 V / 50 – 60 Hz |
| Mounting height max.                          | 2,50 m                   |
| Slave modeselectable                          | Yes                      |
| Sneak-by guard                                | No                       |
| Capability of masking out individual segments | No                       |
| Electronic scalability                        | No                       |
| Mechanical scalability                        | No                       |

|                            |                                |
|----------------------------|--------------------------------|
| Main light adjustable      | No                             |
| Twilight setting TEACH     | Yes                            |
| Interconnection            | Yes                            |
| Interconnection via        | Bluetooth                      |
| Output                     | 7,9 W                          |
| Colour Rendering Index CRI | = 81                           |
| Optimum mounting height    | 2 m                            |
| Detection angle            | 90 °                           |
| Product category           | Sensor-switched LED floodlight |

## Accessories

EAN 4007841 088620

Wireless pushbutton TapDuo C

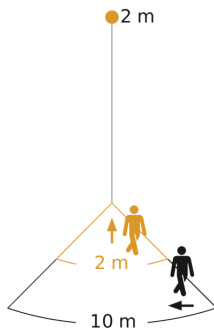
Sensor-switched LED floodlight

# Spot ONE SC

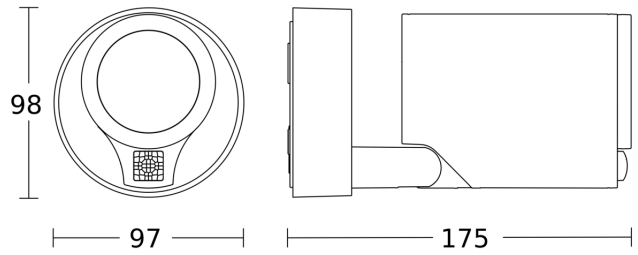
with motion detector & Bluetooth  
EAN 4007841 058630  
Article number 058630



## Detection Zone

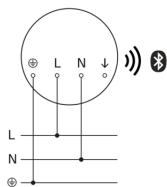


## Dimension Drawing



Possible mounting height: 1,80 m - 2,50 m  
Orange: radial  
Black: tangential

## Circuit diagram Bluetooth



## Master/master bluetooth interconnection circuit diagram

